

Chat Room


Runners Unit 8



Name : _____

Month : _____


Teacher : _____



Part One Traveling Near



We will be learning these words.



We will be singing this song!

The Wheels on the Bus

The wheels on the bus go round and round
Round and round
Round and round

The wheels on the bus go round and round
All through the town

The horn on the bus goes beep, beep, beep
Beep, beep, beep
Beep, beep, beep

The horn on the bus goes beep, beep, beep
All through the town



Our Activities

Monday

Interview Day

We will be asking these questions:

1. How do you get to school?
2. Do you ride the bus?
3. What tells cars to stop and go?

Tuesday

Craft Day

We will be making a transportation-themed craft!

Wednesday

Presentation Day

Bring in a transportation toy. We will be talking about your favorite form of transportation!

Thursday

Science Day

We will be learning about what objects will sink and float in water.

Friday

Practical Skill Day


We will be learning some alphabet sounds.



Language Skill Focus



What's this?



This is a car.


Concept Check

Try This at Home!




Listen to the questions and circle or point to the correct pictures.


1. What tells cars when to go and stop?



2. Who is driving?



3. Which is the tram?



4. Can you point to the motorbike?



Practical Skill

Try This at Home!



These are the sounds I learned!

Mm ... as in **monkey**



Nn ... as in **nuts**



Oo ... as in **octopus**



Let's practice! Listen and circle the beginning sounds.

1



M N O

2



M N O

3



M N O

4



M N O

5



M N O

6



M N O

Vocabulary Practice One

Teacher: _____

Date: _____



Listen carefully and circle the correct pictures.

1



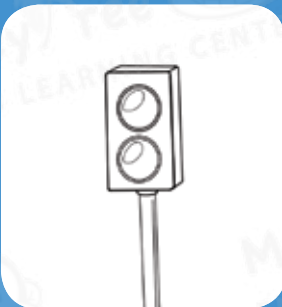

motorbike

2




drive

3



tram

4



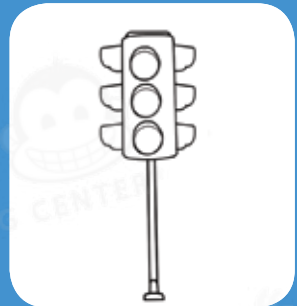
truck

5



walk

6



traffic lights

Vocabulary Practice Two

Teacher: _____ Date: _____

Listen carefully and match the words to the pictures.

1

honk



2

bike



3

ferry




4

stop



5

walk



6

bus





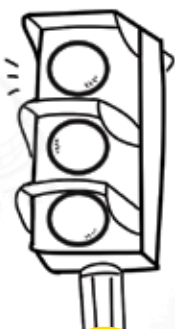




Vocabulary Practice Three



Teacher: _____

Date: _____

Listen carefully and number the pictures in the correct order.



Vocabulary Practice Four

Teacher: _____

Date: _____

Trace the vocabulary words and circle the correct pictures.

1

drive



2

bike



3

stop



4

tram



5

walk



6

ferry



Vocabulary Practice Five



Teacher: _____

Date: _____

Listen carefully and paste the pictures.

1

truck

2

car

3

traffic lights

4

walk

5

bus

6

motorbike

Vocabulary Practice Six



Teacher: _____ Date: _____



Listen carefully and color accordingly.

Let's Color!

1. motorbike - green
2. walk - yellow
3. truck - blue
4. bike - purple
5. stop - red
6. ferry - orange
7. honk - brown
8. tram - pink



Science Log

Sink or Float?

Teacher: _____


Date: _____



Some objects are heavy and some objects are light. Heavy objects will sink in water. Let's take a look at what things will sink in water.



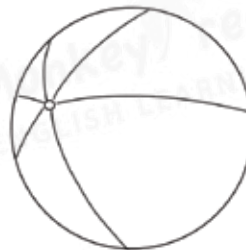
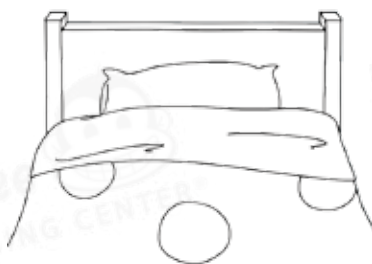
sinking



not sinking



Which objects are heavy? Color them!



Science Log

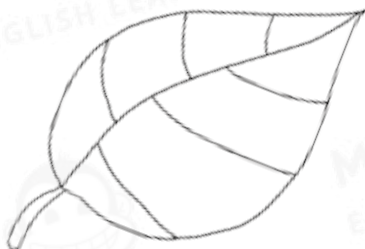
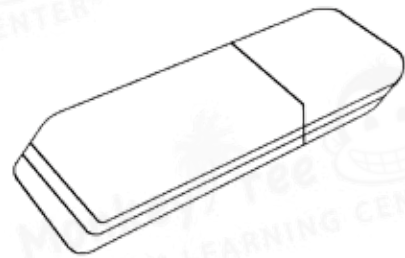
Sink or Float?

Teacher: _____

Date: _____



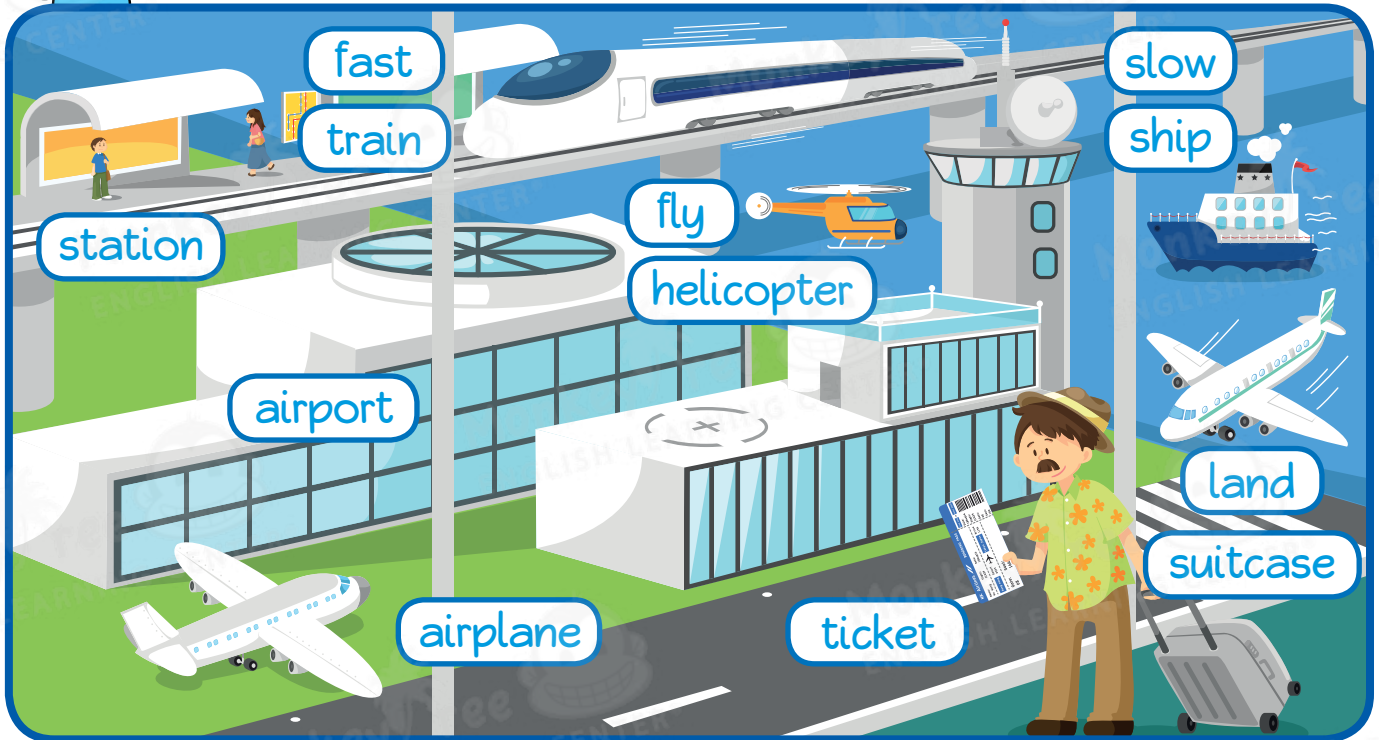
Do the sinking experiment. Color all the objects that sink red.
Cross the objects that do not sink.



Part Two Traveling Far



We will be learning these words.



We will be singing this song!

Row, Row, Row Your Boat

Row, row, row your boat

Gently down the stream

Merrily, merrily, merrily, merrily

Life is but a dream

Row, row, row your boat

Gently down the stream

If you see a crocodile

Don't forget to scream

Our Activities

Monday

Interview Day

We will be asking these questions:

1. How do you feel today?
2. Where do you live?
3. How did you get to Monkey Tree today?

Tuesday

Craft Day

We will be making a transportation-themed craft!

Wednesday

Presentation Day

Bring in a transportation toy. We will be talking about your favorite form of transportation.

Thursday

Science Day

We will be learning about what objects will sink and float in water.


Friday

Practical Skill Day

We will be learning some alphabet sounds.



Language Skill Focus



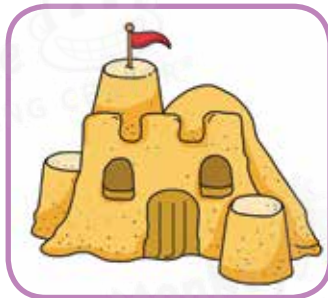
Concept Check

Try This at Home!




Listen to the questions and circle or point to the correct pictures.

1. Which is a ship?



2. Which one is slow?



3. Can you point to the airport?



4. Which is a ticket?



Practical Skill

Try This at Home!



These are the sounds I learned!

Pp ... as in pig



Qq ... as in queen



Rr ... as in rabbit



Let's practice! Listen carefully and match the pictures to the letters.



Qq

Pp

Rr



Vocabulary Practice One




Teacher: _____ Date: _____



Listen carefully and color accordingly.

Let's Color!

1. helicopter - red
2. fast - yellow
3. land - blue
4. ticket - purple
5. fly - orange
6. slow - green
7. airport - pink
8. ship - brown



Vocabulary Practice Two

Teacher: _____

Date: _____

Trace the vocabulary words and circle the correct pictures.

1

airport




2

ship



3

fast



4

slow



5

fly



6

ticket



Vocabulary Practice Three



Teacher: _____

Date: _____

Listen carefully and circle the correct pictures.

1



helicopter

2



ticket

3



station

4



train

5



airport

6



slow

Vocabulary Practice Four

Teacher: _____ Date: _____

Listen carefully and match the words to the pictures.

1

fly



2

airplane



3

ship



4

ticket




5

fast



6

station



Vocabulary Practice Five

★ Teacher: _____

Date: _____



Listen carefully and paste the pictures.

1

airplane

2

ship

3

train

4

slow

5

helicopter

6

ticket



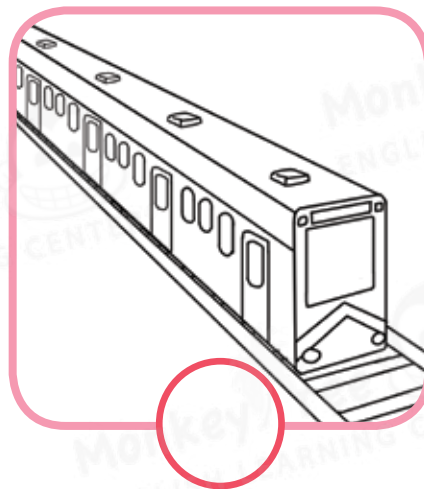



Vocabulary Practice Six

Teacher: _____

Date: _____



Listen carefully and number the pictures in the correct order.



Science Log Sink or Float?

Teacher: _____

Date: _____



Some objects are heavy and some objects are light. Light objects will float on water. Let's take a look at what things will float on water.




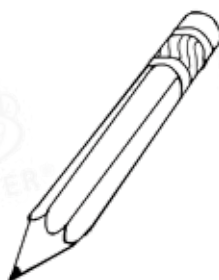
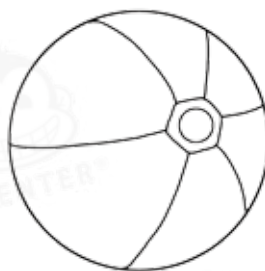
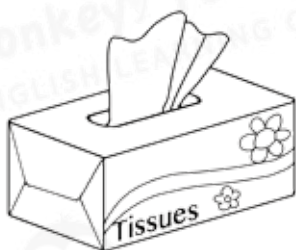
floating



sinking



Which objects are light? Color them!



Science Log

Sink or Float?

Teacher: _____

Date: _____



Do the sink or float experiment. Record and paste your findings below.

These things float on water..

Large green dotted box for recording findings about items that float on water.

These things sink in water..

Large green dotted box for recording findings about items that sink in water.

Extra Fun Activity One



Can you spot all six differences? Circle them!



Extra Fun Activity Two



Find and color the following items.

1



2



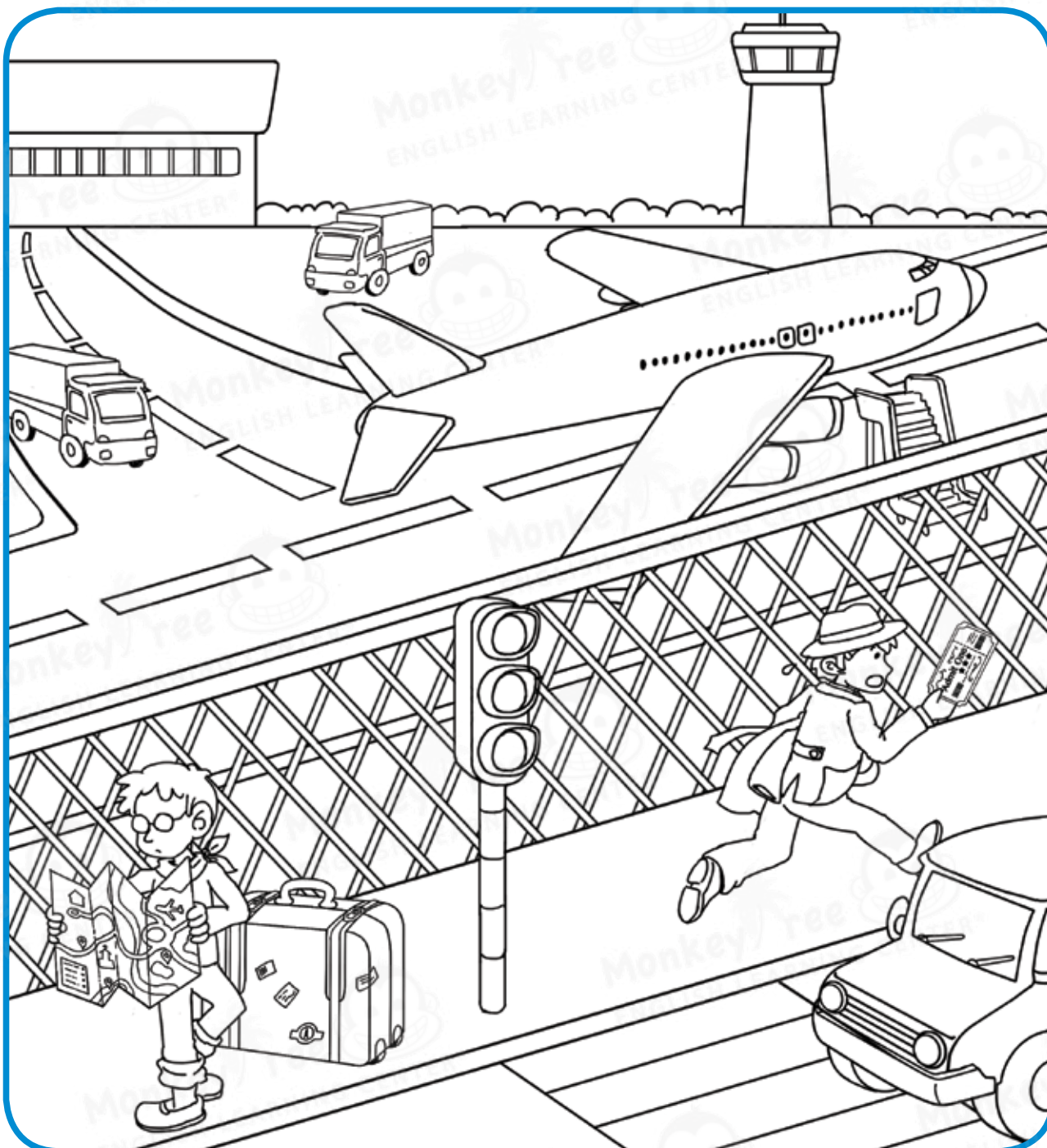
3



4



5



Chat Room Runners Report

Month _____

| | | | | | | |
|----|----|----|----|----|----|----|
| 1 | 2 | 3 | 4 | 5 | 6 | 7 |
| 8 | 9 | 10 | 11 | 12 | 13 | 14 |
| 15 | 16 | 17 | 18 | 19 | 20 | 21 |
| 22 | 23 | 24 | 25 | 26 | 27 | 28 |
| 29 | 30 | 31 | | | | |

- Poor
- Average
- Good
- Very Good
- Excellent

| | | | | | |
|----------------|---|---|---|---|---|
| Speaking : | 1 | 2 | 3 | 4 | 5 |
| Listening: | 1 | 2 | 3 | 4 | 5 |
| Concentration: | 1 | 2 | 3 | 4 | 5 |
| Behavior: | 1 | 2 | 3 | 4 | 5 |
| Vocabulary: | 1 | 2 | 3 | 4 | 5 |
| Overall: | 1 | 2 | 3 | 4 | 5 |

Comment / Note:

Teacher's Signature:

