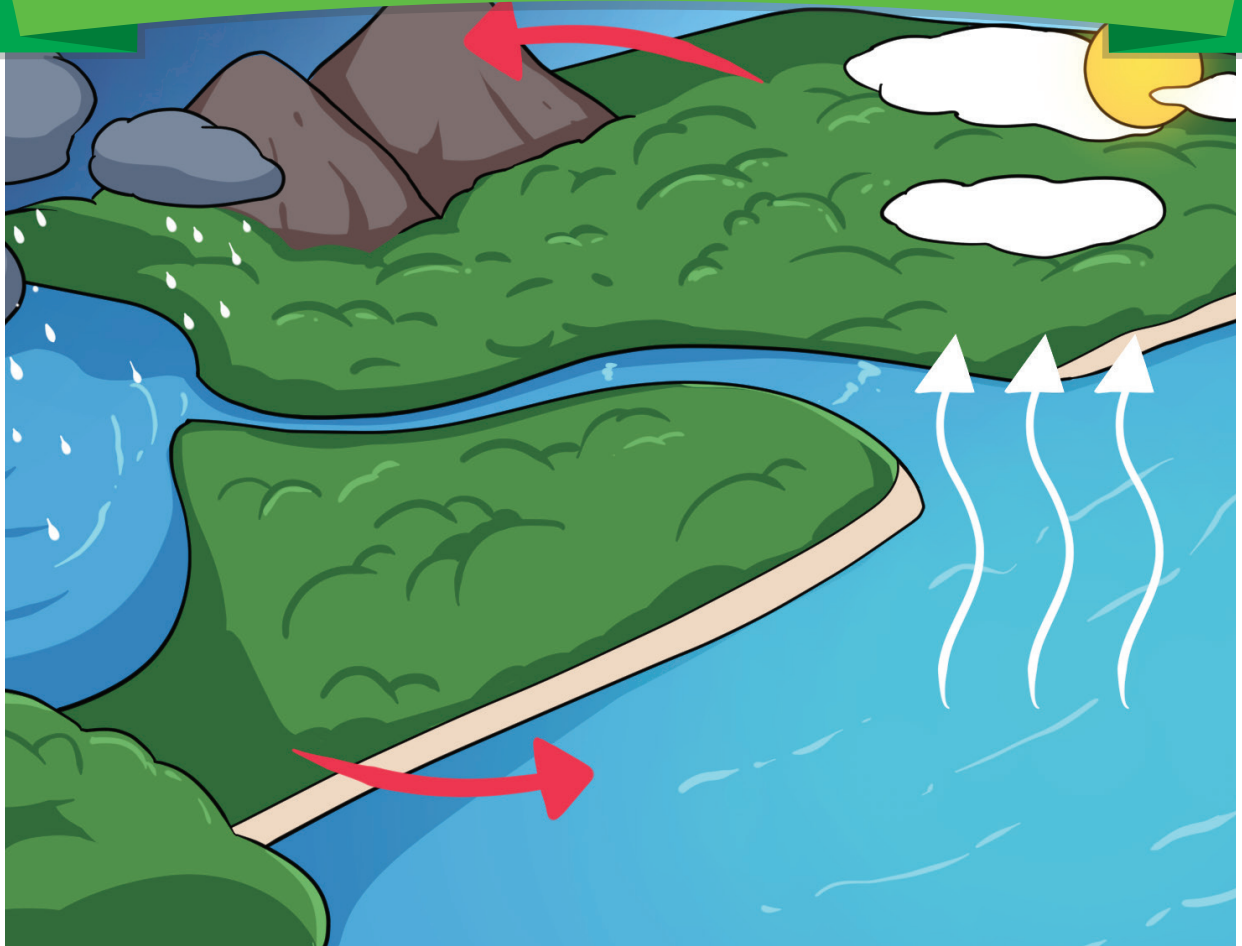


# READING & SPEAKING



## The Water Cycle



**Name:** \_\_\_\_\_

**Teacher:** \_\_\_\_\_

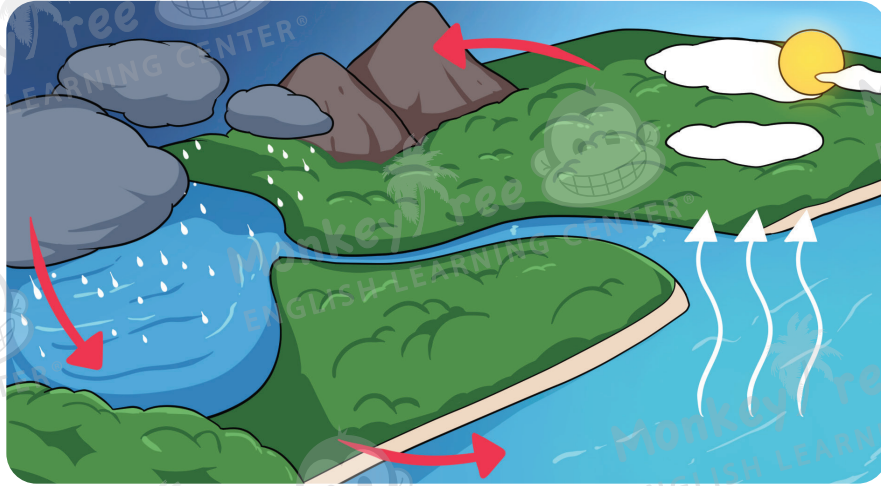
**Date:** \_\_\_\_\_

## SECTION 1

### Part A. Let's Read

Look at the picture and title. What do you think the story is about? Then, read the story.

### The Water Cycle



Water is very important. We need water to stay alive and we use it for lots of things in our daily lives. The water cycle tells us where water comes from. Let's take a look!

1. Clouds in the sky are filled with many water droplets. When the clouds are very heavy, it starts to rain.
2. The rain falls on the ground. A lot of rain falls on the sides of mountains. This rain goes down the mountains into rivers. These rivers run into big lakes and seas.
3. The sun shines down on the lakes and seas. The water here gets very hot and tiny droplets rise into the sky. These droplets turn into clouds.
4. When the clouds get very heavy, it starts to rain and it starts all over again!

The next time it rains, just think about where that water comes from!

### Part B. Let's Talk

**Why is water important?**

**What happens when clouds get very heavy?**

**Where do rivers take the rain?**

**How does the water get back into the clouds?**



## Part C. My New Words

Write down the words and their meanings. Next, draw pictures to show the words.

1

Word: \_\_\_\_\_

It means: \_\_\_\_\_

\_\_\_\_\_

\_\_\_\_\_

\_\_\_\_\_

I can draw it!

2

Word: \_\_\_\_\_

It means: \_\_\_\_\_

\_\_\_\_\_

\_\_\_\_\_

\_\_\_\_\_

I can draw it!

3

Word: \_\_\_\_\_

It means: \_\_\_\_\_

\_\_\_\_\_

\_\_\_\_\_

\_\_\_\_\_

I can draw it!

4

Word: \_\_\_\_\_

It means: \_\_\_\_\_

\_\_\_\_\_

\_\_\_\_\_

\_\_\_\_\_


I can draw it!

★ Practice spelling these words at home!


## Part D. Vocabulary Check

Match the pictures to the correct words.

1



2



3



4



cloud

droplet

shine

mountain

## Part E. Challenge Yourself!

Fill in the blanks with the words in the boxes.

drinks

heavy

falls

tiny

rains

1. My bag was so \_\_\_\_\_ because it was filled with books.

2. The playground is always muddy after it \_\_\_\_\_.

3. The \_\_\_\_\_ ant runs up the wall.

4. Sam \_\_\_\_\_ a glass of water when he wakes up.

5. The food \_\_\_\_\_ off the table when Sarah bumps it.

## Part F. Let's Learn

Let's learn more about water!

### Water, Water Everywhere!

Water is very important! We need it for nearly everything that we do. Without it, we would not be able to live! Let's take a look at some of the ways we use water.

1



drinking

2



cooking

3



watering plants

4



washing clothes

5



keeping clean

6



flushing the toilet

## Part G. Let's Talk

Can you think of a few other uses of water?

What do you use water for?

How much water do you drink?

How can water help keep you clean?



## SECTION 2

### Part A. Let's Learn

Let's learn more about water!

### Water Fun !

We can do lots of fun activities in water. Let's take a look at some of them!



#### Parasailing

To parasail, you get strapped into a big parachute that goes behind a speedboat. As the speedboat drives, you are lifted high into the air! It almost feels like you are a bird, flying high above the water!

#### Surfing

You can surf anywhere where there are waves. All you need is a surfboard! You have to paddle with a wave and stand up on the board when it starts to break. Then, you ride along the wave as it crashes!



#### Jet skiing

A jet ski is like a motorbike that can go on water, except it does not have any wheels! Jet skis can go really fast. You can also do tricks on them, like bounce over small waves.

#### Scuba diving

When you go scuba diving, you have a tank of air that lets you breathe under water. This means that you can stay under water for a long time. Scuba diving lets you explore under water and see how fish live!



### Part B. Let's Talk

What do you need to parasail?

Where can you go to surf?

What can you do on a jet ski?

What water activity would you like to try? Why?

## Part C. Let's Check

Read each sentence and fill in the correct words.

1. We can use water to \_\_\_\_\_ our clothes.
2. Rain runs off the sides of mountains into \_\_\_\_\_.
3. When we scuba dive, we use an air tank to \_\_\_\_\_ under water.
4. When clouds get heavy, it starts to \_\_\_\_\_.

## Part D. Fun Activity


Help the droplet find its way back to the cloud!



## Part E. Sound Check

Read and listen to the **long a** sound below. Find words from the reading piece that have the same sound. Write them in the blanks.

**ai** as in the word train



These words have the **long a** sound:

1. \_\_\_\_\_
2. \_\_\_\_\_
3. \_\_\_\_\_

**play**

**cake**

**brain**

**stay**

## Part F. Word Check

Use the picture clues to unscramble the words.

1



v r i r e

2



i h s f

3



a w e v



## Part G. Language Focus

### Need To/Don't Need To

★ When something is important and we must do it, we can say we '**need to**' do it.

★ When something is not important, we can say we '**don't need to**' do it.

Examples:



I **need to** do my homework.

I **don't need to** play on my computer every day.



★ Structure:

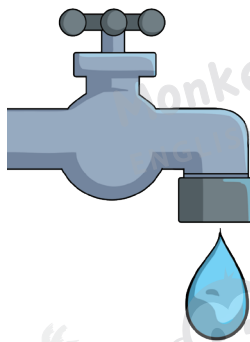
**Subject** + **need to** + **action**

**Subject** + **don't need to** + **action**

Let's practice the language focus...




brush my teeth




save water



eat candy



wear shoes inside



go to school



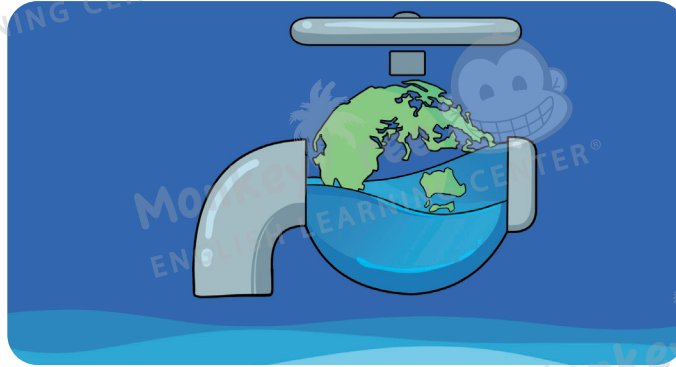
watch TV every day

## SECTION 3

### Part A. Let's Read

Look at the picture and title. What do you think the story is about? Then, read the story.

### How Can You Save Water?



Getting water to our homes is difficult. It also takes a long time. Because of this, we should always do our best to save as much water as we can. Let's look at some ways we can save water at home!

Taking a bath uses a lot of water. You should rather shower. Also, remember to turn off the tap when you brush your teeth or wash your hands.

Make sure to only use the washing machine when it is full. Don't leave the water running when you wash the dishes.

Don't water your garden when it is too hot. Instead, water your plants and flowers early in the morning or late in the afternoon. Leave buckets outside so you can water your plants with rain water. Don't leave the sprinkler on. Rather use a hose pipe.

Can you think of any other ways to save water?

### Part B. Let's Talk

**How should you wash yourself?**

**What should you do when you wash the dishes?**

**When should you water your garden?**

**What do you do to save water?**

## Part C. Learn the Skill

### Titles and Headings

- ★ The **title** is the name of a piece of reading. It tells us what the text is about.
- ★ Sometimes the text is made up of different parts.
- ★ Each part has a **heading**. The heading is the title of the paragraph.
- ★ Headings tell us what each part of the text is about. They tell us the main idea.
- ★ Headings make the text easier to understand. They also help us find the information more easily.

## Part D. Let's Practice

As a class, read the following text and think of a title and heading for each paragraph. Write them in the box below.

Every morning, my alarm clock rings. I get out of bed and take a shower. Then, I go downstairs. Dad makes me breakfast. When I'm finished, I brush my teeth and get dressed. Dad takes me to school.

In the afternoon, I get on the school bus. It brings me home. Dad makes me lunch. He also helps me with my homework. When I finish all my work, I watch TV.

In the evening, Mom comes home from work. We eat dinner together. After, Mom takes me to bed, she reads me a bedtime story until I fall asleep.

Title: \_\_\_\_\_

Paragraph 1: \_\_\_\_\_

Paragraph 2: \_\_\_\_\_

Paragraph 3: \_\_\_\_\_



## Part E. Let's Make Headings

Read the text, *How Can You Save Water?* Think of a heading for each of the main paragraphs and draw a picture of what it is about.

Heading: \_\_\_\_\_

Heading: \_\_\_\_\_

Heading: \_\_\_\_\_

## Part F. Let's Listen

Listen carefully and match each person to how they use water.

1



2



3




4



5



6



## Part G. Challenge Yourself!


Use the picture clues to unscramble the words. Then, find the words in the word search!

1



ursf

2



hsnei

3



drkni


S	Q	R	W	J	S
H	Q	E	A	S	U
I	R	I	V	E	R
N	N	I	E	D	F
E	D	R	I	N	K
E	C	L	O	U	D

4



avwe

5



virer

6



udclo





## SECTION 4

### Part A. Let's Check

Read each question and circle the correct picture.

1. What happens when clouds get very heavy?




2. Which person is surfing?



3. Which one does not use water?



4. If we want water at home, we turn on the...




## Part B. Let's Learn

Let's learn more about water!

### Water Fun Facts

- ★ Most of our bodies are made up of water.
- ★ We can live one month without food, but only one week without water.
- ★ When water gets very cold, it freezes and becomes ice.
- ★ Pure water has no smell or taste.



## Part C. Multiple Choice Questions

Answer the following questions by circling the letters next to the correct answers.

1. Rivers take water to \_\_\_\_\_.

- a. our homes
- b. big lakes and seas
- c. factories
- d. mountains

2. We can only live \_\_\_\_\_ without water.

- a. one day
- b. one month
- c. one week
- d. one year

3. To paraglide, we need a speedboat and a \_\_\_\_\_.

- a. washing machine
- b. parachute
- c. surfboard
- d. jet ski

4. To save water, we should ...

- a. take baths.
- b. take showers.
- c. water the garden at midday.
- d. leave the sprinkler on.

## Part D. Written Response Questions

Answer the questions by filling in the blanks with the correct words.

1. How can we save water in the bathroom?

To save water in the bathroom, we should take \_\_\_\_\_  
instead of \_\_\_\_\_. We should also not \_\_\_\_\_  
\_\_\_\_\_.

2. What happens when water gets very cold?

When water gets very cold, it \_\_\_\_\_ and turns into  
\_\_\_\_\_.

3. What do you use water for?

I use water to \_\_\_\_\_  
\_\_\_\_\_.

## Part E. Let's Spell

1

\_\_\_\_\_

4

\_\_\_\_\_

2

\_\_\_\_\_

5

\_\_\_\_\_

3

\_\_\_\_\_

6

\_\_\_\_\_



## Part F. Let's Present

What do you think are the best ways to save water? Make a poster below. Then, present it to your class!

Tell us...

**What do you use water for?**

**How can we save water?**

**Why is it important to save water?**

**What would happen if we didn't save water?**

## Try This at Home!

### Part A. Let's Check

Write a word that matches each of the following pictures.



### Part B. Challenge Yourself !

Unscramble and write the sentences.

It rains when

get

the clouds

very heavy

1. \_\_\_\_\_

turn off

when I

I

the tap

wash my hands

2. \_\_\_\_\_

likes

Gregg

to

surf

3. \_\_\_\_\_

# READING & SPEAKING

## LEVEL A UNIT 10

### Progress Report

☐ Lesson 1 \_\_\_\_\_

---

---

---

---

☐ Lesson 2 \_\_\_\_\_

---

---

---

---

☐ Lesson 3 \_\_\_\_\_

---

---

---

---

☐ Lessons 4+ \_\_\_\_\_

---

---

---

---

Teacher Signature : \_\_\_\_\_

